

Jefferson County One Tenth of One Percent Tax Fund Evaluation: 2020 Annual Report

Background: In the 2005 Washington State legislative session, Senator Hargrove passed the Omnibus Mental Health and Substance Abuse Reform Act SB 5763 to expand substance abuse and mental health treatment. The bill allows local governments to increase a sales tax to improve local services. In 2005, Jefferson County Board of County Commissioners (BOCC) adopted this tax and established the Jefferson County Mental Health and Substance Abuse Sales Tax Advisory Committee to review community needs and local Requests for Proposals (RFP) from vendors to provide a continuum of enhanced mental health and substance abuse treatment services. This fund provides an average of \$400,000 a year. Fund recipients submit quarterly reports of service outputs, as well as participant characteristics and outcomes to Kitsap Public Health District under contract to monitor and evaluate the impact of these funds.

Impact of COVID-19 Pandemic on Mental Health Services: On March 23, 2020, Governor Inslee declared a stay-at-home order for Washington State for March 25 to May 4, 2020. The stay-at-home order allowed for only essential businesses to remain open. The shutdown and subsequent restrictions, led to changes and created barriers in receiving substance use disorder and mental health treatment. In Jefferson County, treatment became limited due to limitations on non-COVID health care and capacity restrictions. When possible, services transitioned to video or telehealth options. Moreover, the pandemic and resulting economic recession impacted the mental health of much of the population. To address some of these mental health needs, Congress has allocated funding for mental health and substance use services. This increased need for mental and substance use services will likely persist as the pandemic continues.

Table 1: Annual Count of Unduplicated Individuals Served (Not Available Prior to 2013)

Funding Priority	Project	2013	2014	2015	2016	2017	2018	2019	2020
Early Intervention	Jumping Mouse: Caregivers	103	174	179	152	156	169	157	129
	Jumping Mouse: Kids	73	113	137	125	122	124	109	96
	Jumping Mouse (Brinnon): Caregivers	---	---	---	---	---	4	7	11
	Jumping Mouse (Brinnon): Kids	---	---	---	---	---	4	6	9
	Nurse Family Partnership	54	66	58	62	60	64	54	33
	School-Based Health Clinics	132	180	145	192	243	187	255	156
Treatment	Recovery Café	---	---	---	---	---	---	11	45
Jail/Courts	Behavioral Health Court	---	---	32	38	31	33	26	29
	Believe in Recovery	---	---	---	---	---	---	136	102
	Drug Court	---	---	57	60	54	52	55	35
	Family Therapeutic Court	---	---	3	7	4	5	4	5
	Police Navigator Program	---	---	---	---	---	---	62	124
	Functional Family Therapy	---	---	---	---	---	5	7	4
Housing	Discovery Behavioral Health Transitional Housing	---	---	---	---	---	6	6	4
	OlyCap Housing	---	---	---	---	---	12	46	43
Total									825

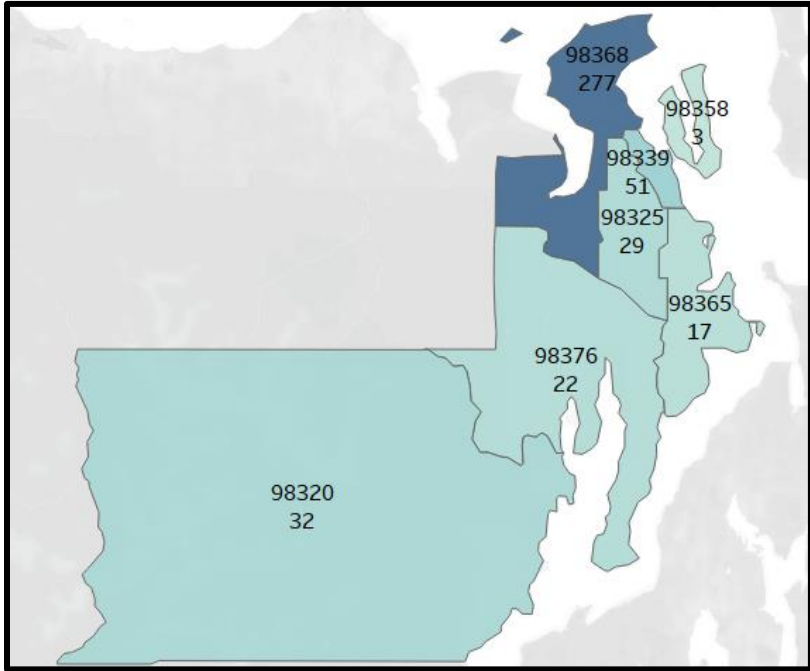


Figure 1: Zip Codes of Unduplicated Individuals Served

In 2020, the Jefferson County One Tenth of One Percent Funds provided services for 825 individuals. Programs provided zip codes for 431 individuals served (52% of individuals). Of those individuals' zip codes provided, most individuals reported living in 98368 (64%) followed by 98339 (12%). In addition, 14% of individuals served reported being homeless at some point during their services. Programs reported overall only 2% of individuals served as living outside of Jefferson County.

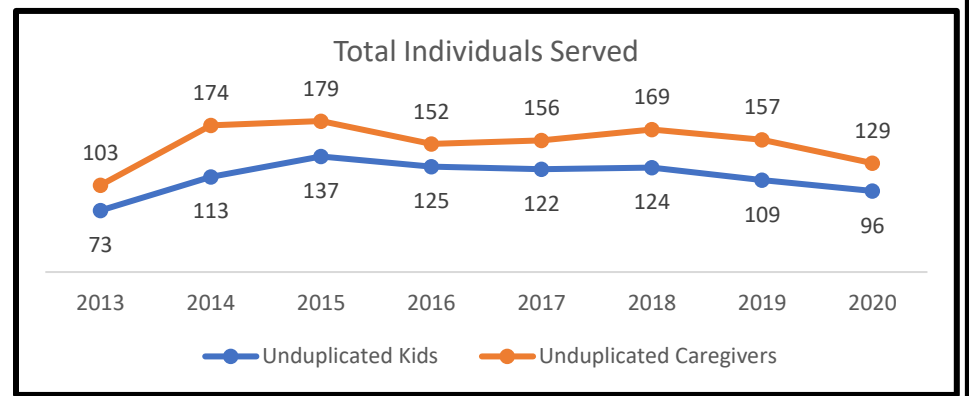
Table 2: Jefferson County One Tenth of One Percent Program Budget

Funding Priority	Project	2013	2014	2015	2016	2017	2018	2019	2020
Early Intervention	Jumping Mouse	\$24,000	\$30,000	\$27,550	\$27,570	\$70,125	\$84,327	\$79,000	\$79,000
	Jumping Mouse (Brinnon)	-	-	-	-	-	\$12,186	\$32,424	\$32,424
	Nurse Family Partnership	\$25,900	\$31,740	\$29,170	\$29,169	\$42,121	\$49,227	\$64,428	\$54,720
	School-Based Health Clinics	\$59,339	\$65,000	\$55,717	\$51,983	\$83,248	\$63,372	\$72,481	\$68,205
Treatment	Recovery Café	-	-	-	-	-	-	\$45,000	\$45,000
Jail/Courts	Behavioral Health Court	-	-	\$15,000	\$15,801	\$40,198	\$44,412	\$48,330	\$44,497
	Believe in Recovery	-	-	-	-	-	-	\$32,000	\$31,994
	Drug Court	-	-	\$15,000	\$15,508	\$39,852	\$41,239	\$40,421	\$33,031
	Family Therapeutic Court	-	-	\$5,754	\$5,799	\$11,279	\$9,522	\$10,000	\$5,307
	Police Navigator Program	-	-	-	-	-	-	\$55,000	\$54,559
	Functional Family Therapy	-	-	-	-	-	\$2,910	\$11,500	\$5,110
Housing	Discovery Behavioral Health Transitional Housing	-	-	-	-	-	\$23,642	\$24,000	\$18,900
	OlyCap Housing	-	-	-	-	-	\$19,078	\$18,000	\$16,185

2020 Annual Report: Summaries of Projects

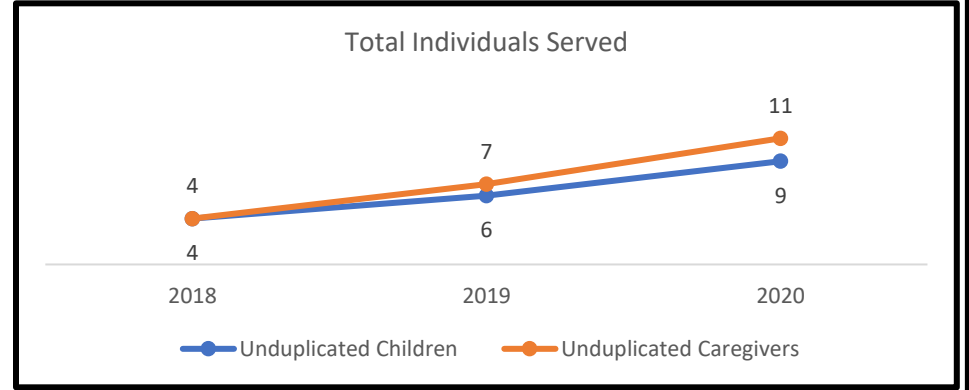
Jumping Mouse

- Due to the COVID-19 pandemic, in March, Jumping Mouse services transitioned to telehealth. At the end of 2020, Jumping Mouse had begun to see a select number of clients in-person.
- In 2020, there was a decrease in kids and caregivers served by the program. Therefore, there was also a decrease in the average number of sessions per quarter.
- Success Story: In 2020, 86% of children served either completed or continued services by the end of the year. This metric has remained consistent since 2015.



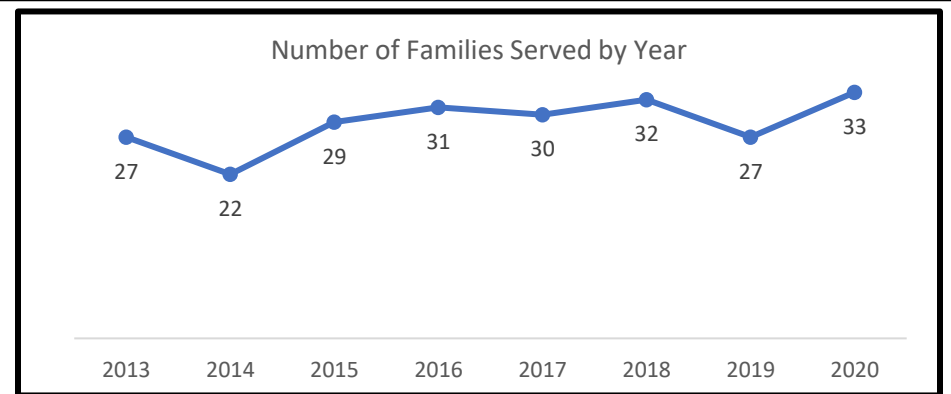
Jumping Mouse Brinnon

- Due to the COVID-19 pandemic, Jumping Mouse Brinnon transitioned to telehealth. In addition, the Brinnon School District helped to provide outdoor facilities for them to continue providing services.
- In 2020, there was an increase in kids and caregivers served by the program. Therefore, there was also an increase in the average number of sessions per quarter.
- Success Story: In 2020, 100% of children served either completed or continued services by the end of the year.



Nurse Family Partnership

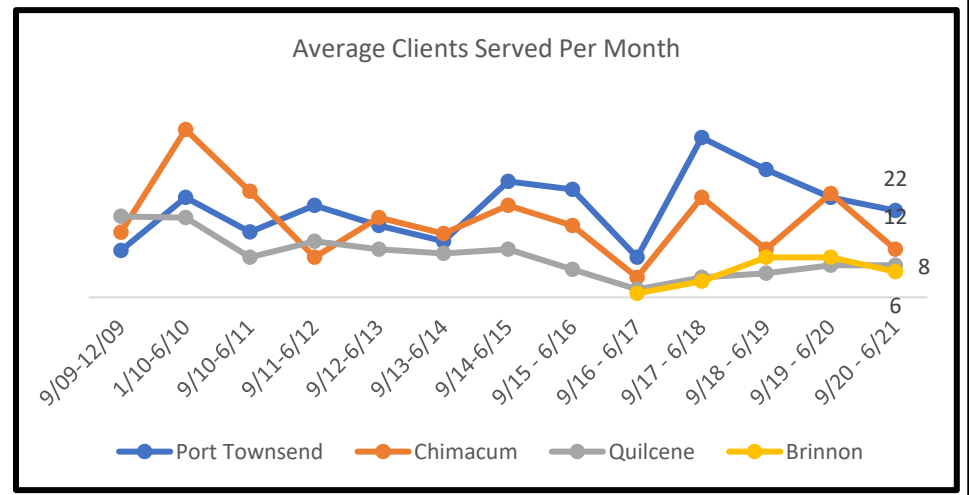
- Due to COVID-19, Nurse Family Partnership services transitioned to telehealth. This transition made it more difficult to discuss more sensitive issues, like ACEs. The pandemic also led to a decrease in referrals due to stress on the healthcare system.
- In 2020, there was an increase in families served by the Nurse Family Partnership. However, the average number of completed visits per quarter decreased and there was an increase in attempted visits.
- Success Story: 100% of families who no longer receive services is due to program completion.



2020 Annual Report: Summaries of Projects

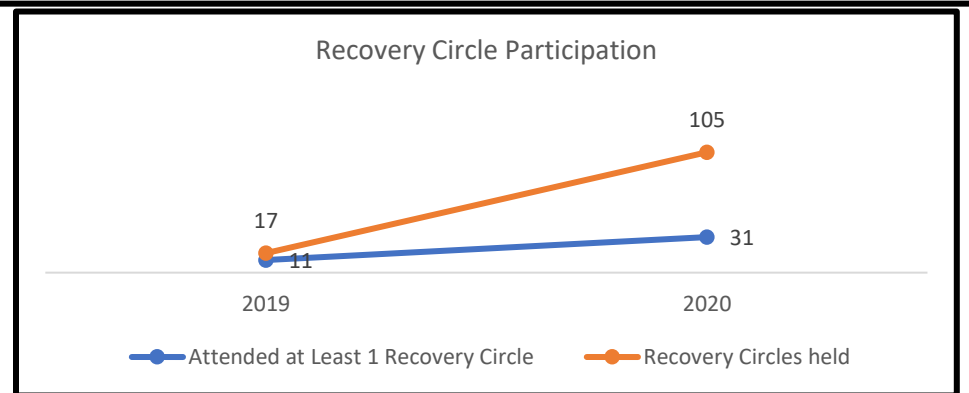
School-Based Health Clinics

- Due to the COVID-19 pandemic and the transition of school to a virtual format, the number of users and visits during the 2019 – 20 and 2020 - 21 school year were impacted.
- For the 2020 – 2021 school year, the number of users of the school-based mental health clinics decreased at Chimacum, Port Townsend, and Quilcene. The number of users of the school-based mental health clinic increased at Brinnon.
- Success Story: As schools began to open in 2021, the average number of visits per clinic day per month increased. The months with the highest average number of visits were March (Brinnon) and June 2021 (Chimacum, Port Townsend, and Quilcene).



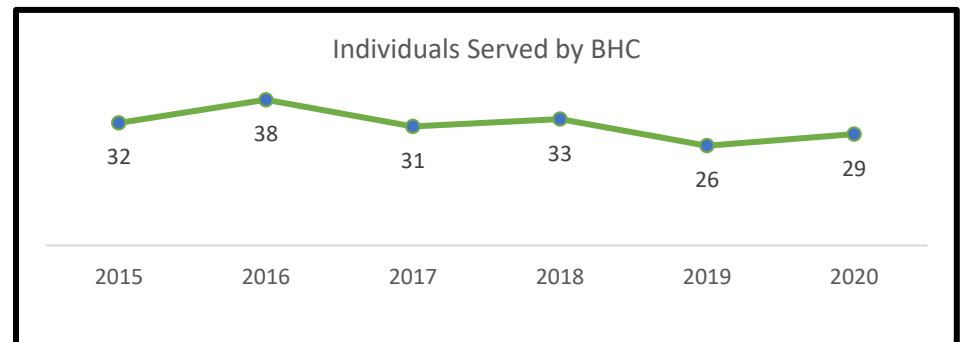
Recovery Café

- Due to the COVID-19 pandemic, construction was delayed, and the Recovery Café provided virtual check-ins with members and virtual trainings for volunteers. Recovery Café faced barriers when trying to reach individuals without access to internet.
- In 2020, the Recovery Café began accepting members as it opened to the public. In its first year, 31 members joined the Recovery Café.
- Success Story: The number of recovery circles held was 6 times the number held in 2019.



Behavioral Health Court

- Due to the COVID-19 pandemic, the Behavioral Health Court had to change their normal format to virtual and struggled to reach participants without access to Wi-Fi. To help with the transition, the Behavioral Health Court increased their contacts with participants.
- In 2020, the Behavioral Health Court had an increase in individuals served from 26 (2019) to 29 (2020).
- Success Story: In 2020, 6 BHC participants graduated.

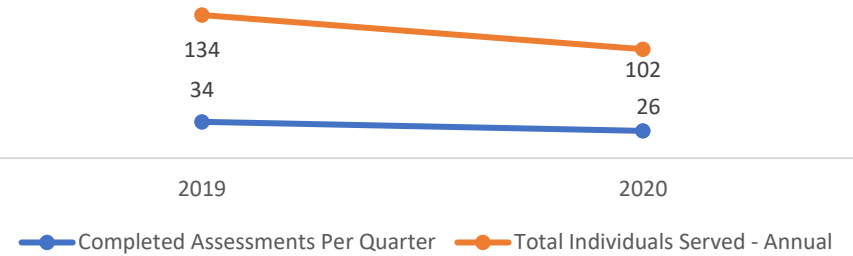


2020 Annual Report: Summaries of Projects

Believe in Recovery

- Due to the COVID-19 pandemic, the jail implemented restrictions to limit inmates' exposure to the virus. This limited the Believe in Recovery program from being able to assess and coordinate services for inmates.
- In 2020, there was a decrease in number of individuals served by the program from 134 (2019) to 102 (2020). There was also a decrease in the average number of assessments completed per quarter.
- Success Story: Of those referred to outpatient and medically assisted treatment, 100% attended.

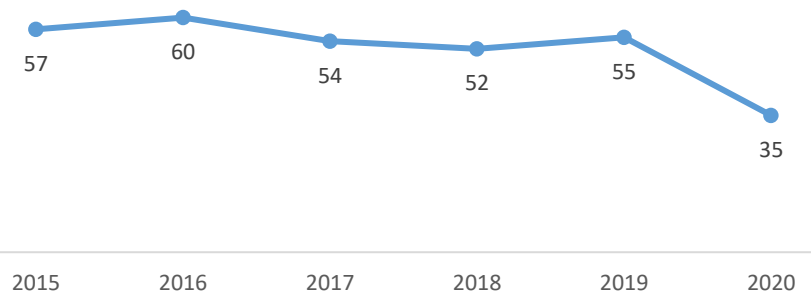
Individuals Served Annually and Average Completed Assessments per Quarter



Drug Court

- Due to the COVID-19 pandemic, Drug Court transitioned to telehealth and providing court via Zoom. Some participants chose to remain in Drug Court until they could have an in-person graduation.
- In 2020, there was a decrease in the numbers of individuals served by the Drug Court from 55 (2019) to 35 (2020).
- Success Story: In 2020, 15 Drug Court participants graduated.

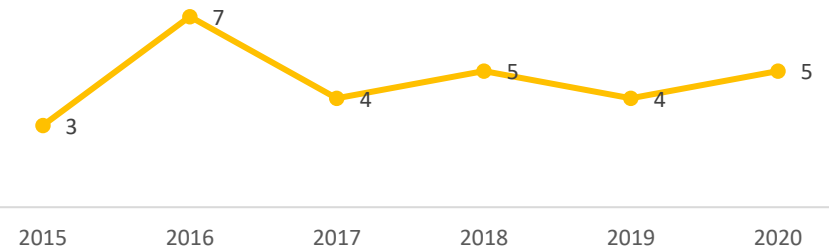
Individuals Served by Drug Court



Family Therapeutic Court

- Due to the COVID-19 pandemic, Family Therapeutic Court transitioned to telehealth and providing court via Zoom.
- In 2020, there was a slight increase in the number of individuals served by the Family Therapeutic Court from 4 (2019) to 5 (2020). The number of individuals served by the Family Therapeutic Court has remained consistent in the past five years.
- Success Story: In 2020, 100% (5 of 5 participants) graduated from the Family Therapeutic Court.

Individuals Served by Family Therapeutic Court

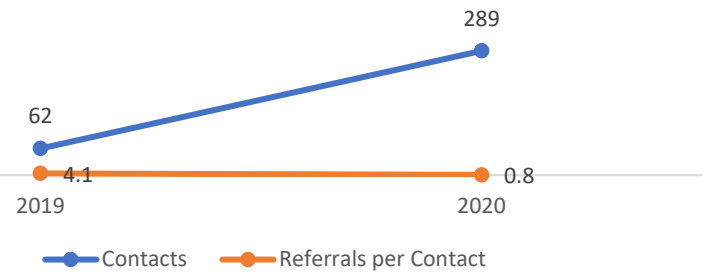


2020 Annual Report: Summaries of Projects

Police Navigator Program

- Despite the COVID-19 pandemic, the Police Navigator program was able to continue to collaborate with the Port Townsend Police Department to aid with behavioral health-related situations.
- In 2020, the second year of the Police Navigator Program contacts increased dramatically from 62 (2019) to 289 (2020).
- Success Story: Contacts made by the Police Navigator increased by 4.7 times those made in 2019.

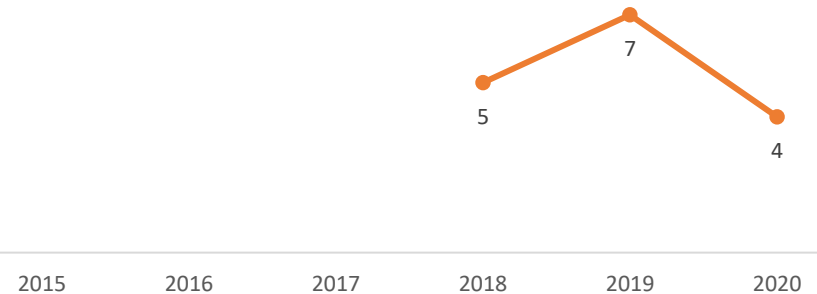
Contacts and Referrals per Contact made by Police Navigator



Functional Family Therapy or Juvenile/Family Court

- Due to the COVID-19 pandemic, schools transitioned to virtual formats and therefore gave no truancy referrals to the court. In addition, the Functional Family Therapy therapist transitioned to telehealth. The therapist also reached out to former clients to provide “booster sessions” to families who may be experiencing additional stress due to the pandemic.
- In 2020, the Functional Family Therapy program had a decrease in individuals served by the program from 7 (2019) to 4 (2020).
- Success Story: In 2020, 75% of participants in Functional Family Therapy graduated within 12 sessions.

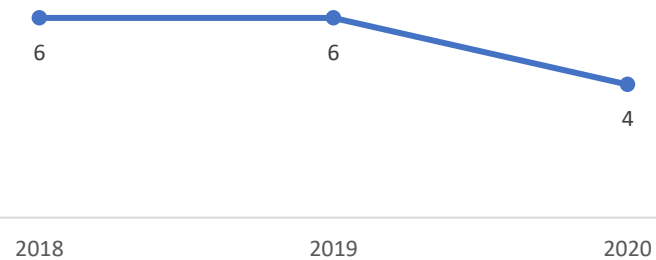
Individuals Served by Juvenile/Family Court



Discovery Behavioral Health Transitional Housing

- Due to the COVID-19 pandemic, individuals served by the Transitional Housing program had weekly phone calls with their case managers. This transition made it more difficult to discuss more sensitive issues, like ACEs. The pandemic exacerbated existing problems for individuals in the program.
- In 2020, the number of individuals served by the Transitional Housing program decreased from 6 (2019) to 4 (2020).
- Success Story: Of those who were discharged, 67% left to permanent housing.

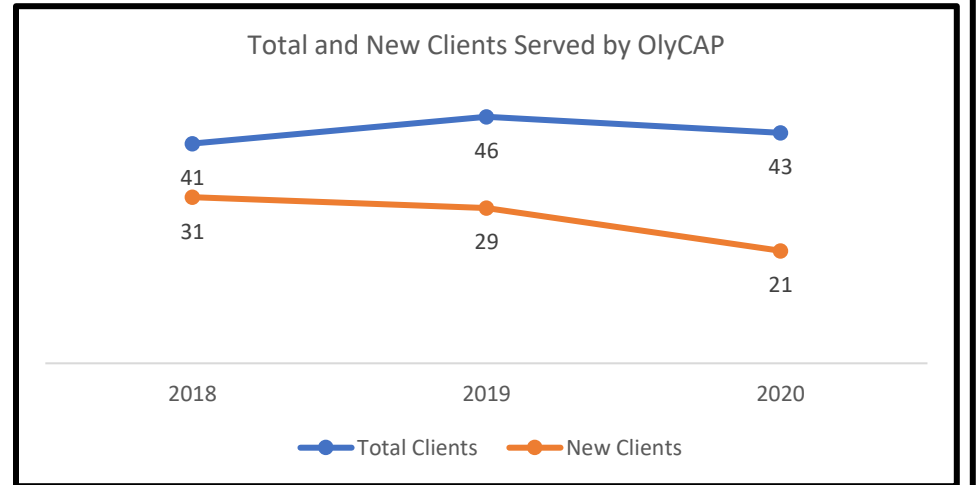
Individuals Served by DBH Transitional Housing



2020 Annual Report: Summaries of Projects

OlyCAP Housing

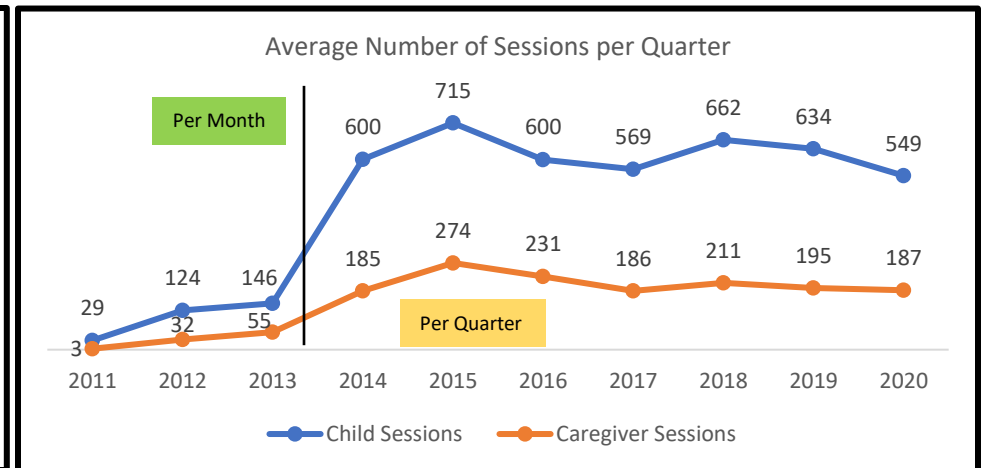
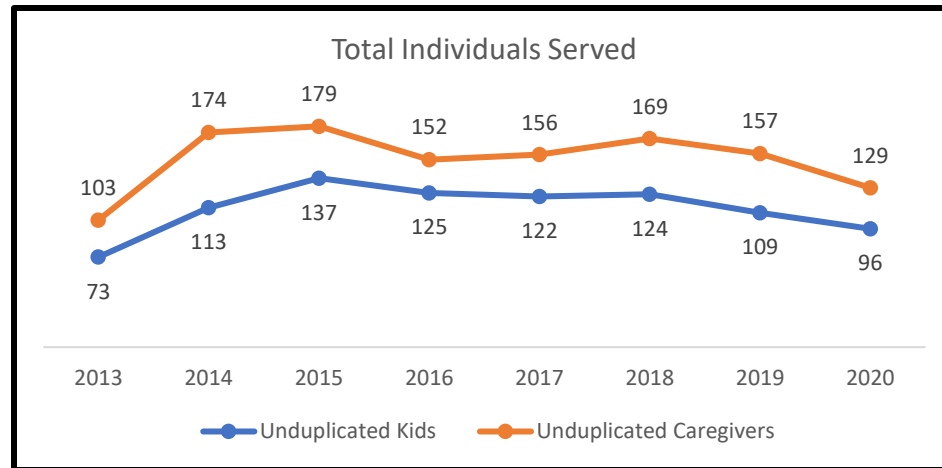
- Due to the COVID-19 pandemic, OlyCAP Housing transitioned to a limited intake and case management format to reduce in-person contact. OlyCAP also put their implementation of a new rental payment program on hold due to eviction moratorium.
- In 2020, the total number of individuals served by OlyCAP decreased from 46 (2019) to 43 (2020).
- Success Story: Of those discharged in 2020, 55% discharged to permanent housing.



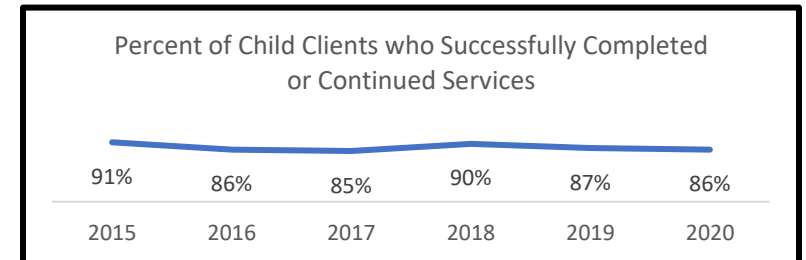
2020 Annual Report: Jumping Mouse

Program Description: Services to traumatized children who have directly impacted by a parent’s substance use disorder and/or mental illness; services also provided to the children’s caregivers. Jumping Mouse is reaching some of the most at-risk members of our community, preventing substance abuse and mental health problems before they begin.

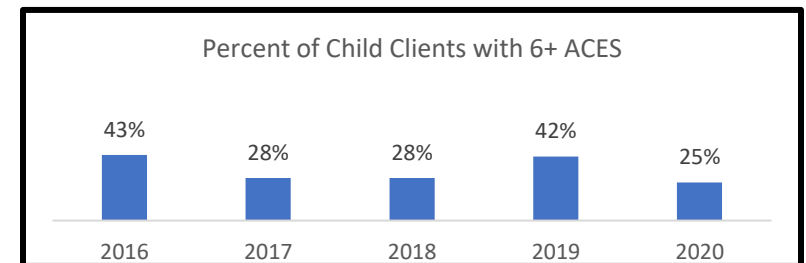
Program Outcomes	2017	2018	2019	2020
80% of parents served successfully develop intended skills/behaviors of program	90%	90%	90%	95%
90% of children served successfully participate in therapy	85%	90%	87%	86%
88% of participants report program has helped them improve parenting skills	88%	92%	73%	83%
88% of participants report program has helped them reach goals for family and self	88%	100%	86%	67%



Top 5 Mental Health Diagnoses in Child Clients		
2018	2019	2020
1. Anxiety	1. Anxiety	1. Anxiety
2. T or Z / Situational Code	2. Adjustment Disorder	2. Adjustment Disorder
3. Adjustment Disorder	3. T or Z / Situational Code	3. T or Z / Situational Code
4. PTSD	4. PTSD	4. PTSD / Trauma
5. Attachment Disorder	5. Attachment Disorder	5. Attachment Disorder



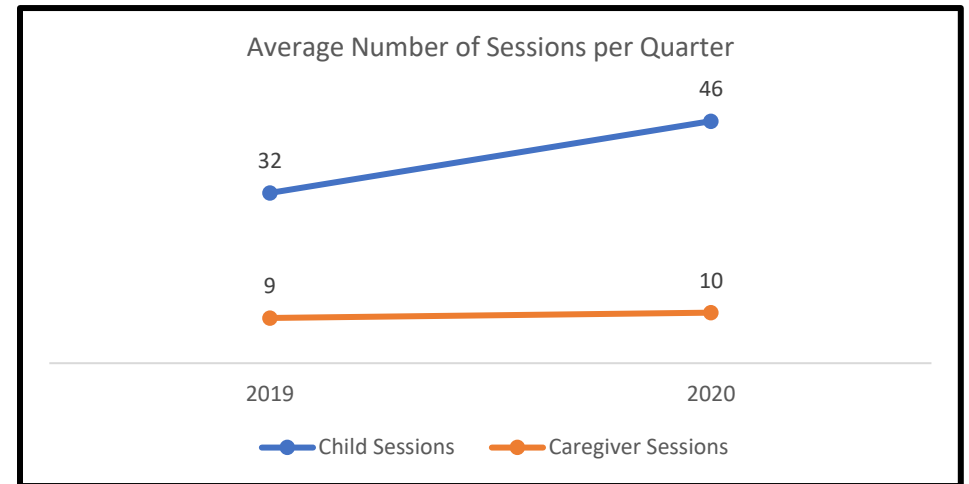
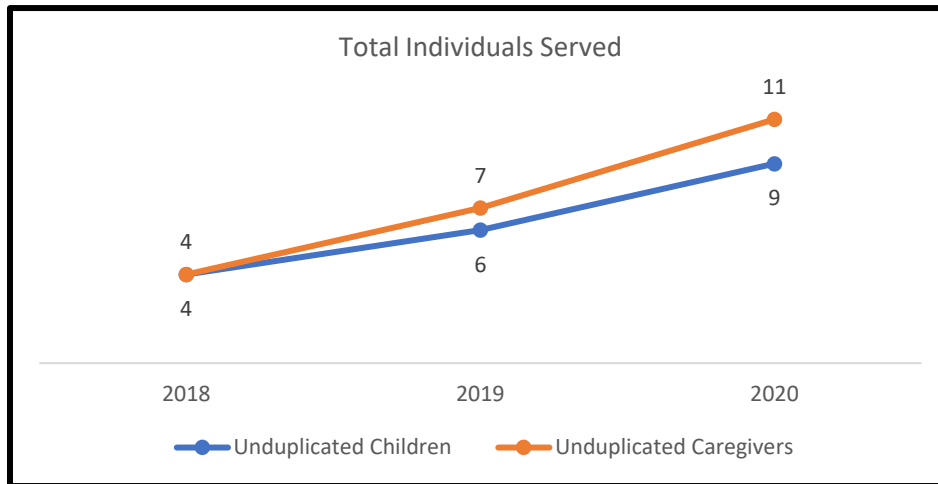
Top 5 ACEs in Child Clients		
2018	2019	2020
1. Divorce/Separation	1. Divorce/Separation	1. Divorce/Separation
2. Household Mental Illness	2. Household Mental Illness	2. Household Mental Illness
3. Household Alcohol/Drug Abuse	3. Household Alcohol/Drug Abuse	3. Household Alcohol/Drug Abuse
4. Abuse: Emotional	4. Neglect: Emotional	4. Neglect: Emotional
5. Neglect: Emotional	5. Domestic Violence	5. Domestic Violence



2020 Annual Report: Jumping Mouse (Brinnon)

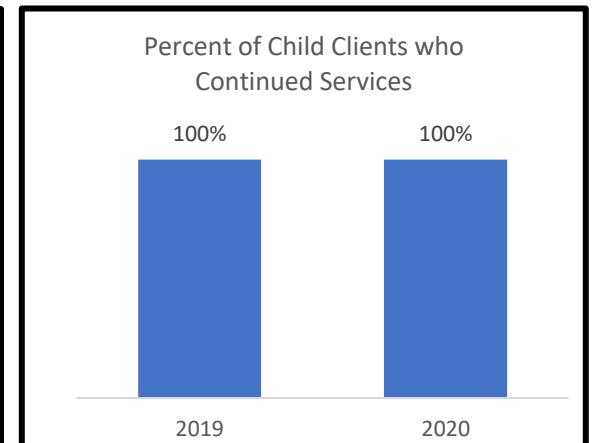
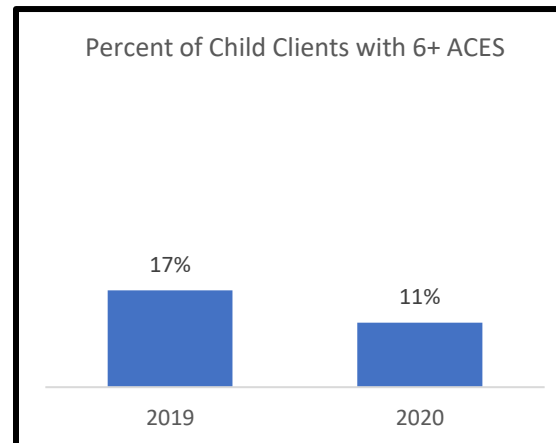
Program Description: Jumping Mouse has set up a satellite center in the Brinnon School District. Jumping Mouse provides weekly long-term therapy to children who attend Brinnon School District, provides support and education to parents/caregivers and teachers/staff of the children served.

Program Outcomes	2019	2020
90% of children served successfully participate in therapy	100%	100%
80% of parents served successfully developed intended skills/behaviors of program	100%	100%
80% of participants report program has helped them improve parenting skills	-	-
80% of participants report program has helped them reach goals for family and self	-	-
80% of teachers and staff report program has helped child and family reach goals	73%	-



Top 2 Mental Health Diagnoses in Child Clients	
2019	2020
1. Anxiety	1. PTSD/Trauma
2. PTSD/Trauma	2. Anxiety

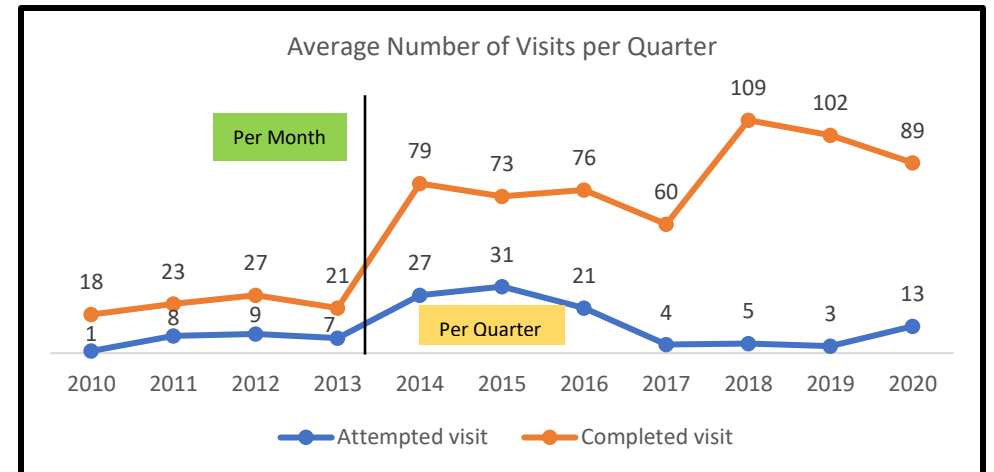
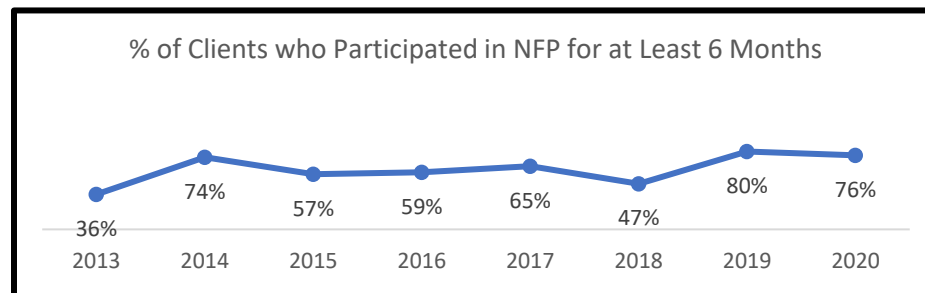
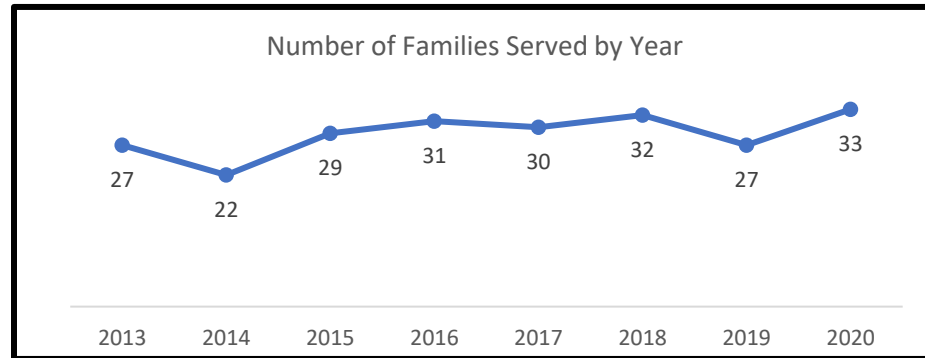
Top 5 ACES in Child Clients	
2019	2020
1. Divorce/Separation	1. Divorce/Separation
2. Household Alcohol/Drug Abuse	2. Household Alcohol/Drug Abuse
3. Household Mental Illness	3. Neglect: Emotional
4. Neglect: Emotional	4. Abuse: Emotional
5. Abuse: Emotional	3. Household Mental Illness



2020 Annual Report: Nurse Family Partnership

Program Description: A public health nurse (PHN) serves low-income first-time pregnant mothers with social/health indicators (recent personal history of substance use and/or mental illness) that increase the risk for poor outcomes for mother and infant. The public health nurse treats the mother using behavior change theory and motivational interviewing for quitting substances, preventing relapse, treating mental illness, and addressing intergenerational patterns within the family system.

Program Outcomes	2017	2018	2019	2020
75% of those referred to the NFP Program are enrolled	-	-	-	35%
60% of families who no longer receive services due to program completion	-	-	-	100%
XX% of parents referred to mental health treatment and engaged in services	60%	60%	83%	43%
XX% of parents referred to substance abuse treatment and engaged in services	50%	50%	100%	0%
XX% of parents improved their risk level for overall mental health from initial assessment to year 1 assessment	-	-	-	25%
XX% of parents improved their risk level for substance use and abuse from initial assessment to year 1 assessment	-	-	-	25%
XX% of parents improved their risk level for intimate partner violence from initial assessment to year 1 assessment	-	-	-	0%
XX% of parents agreed their emotional health improved since started working with PHN	80%	50%	72%	100%
XX% of parents agreed they were more confident they could reduce/eliminate tobacco use since working with PHN	75%	50%	16%	100%
XX% of parents agreed they were more confident they could reduce/eliminate alcohol/drug use since working with PHN	67%	25%	11%	100%
XX% of parents agree they were better able to set and achieve goals since working with PHN	80%	50%	89%	100%
XX% of parents agree they were better able to access community resources since working with PHN	90%	75%	100%	100%
XX% of parents agree they were better prepared to parent a new baby since working with PHN	100%	75%	100%	100%

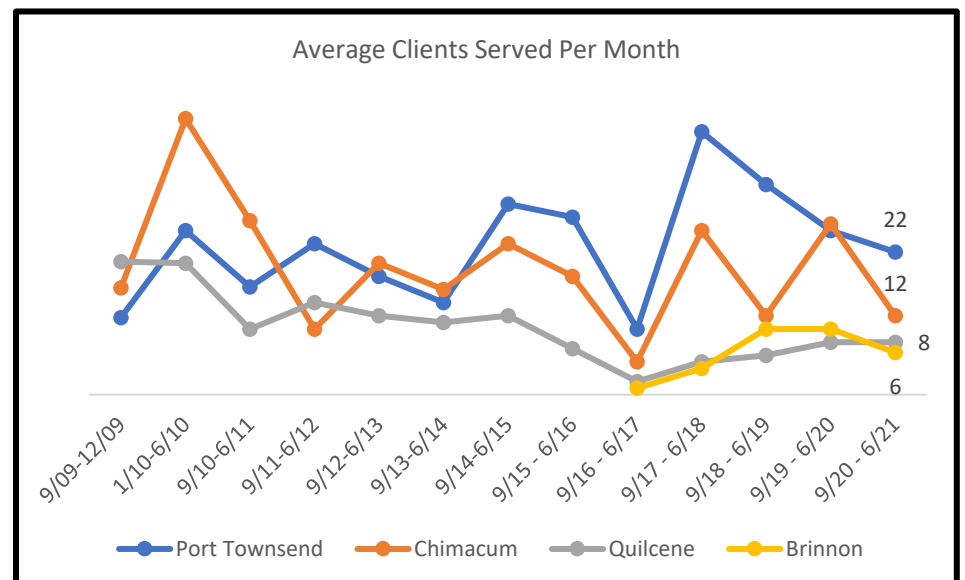
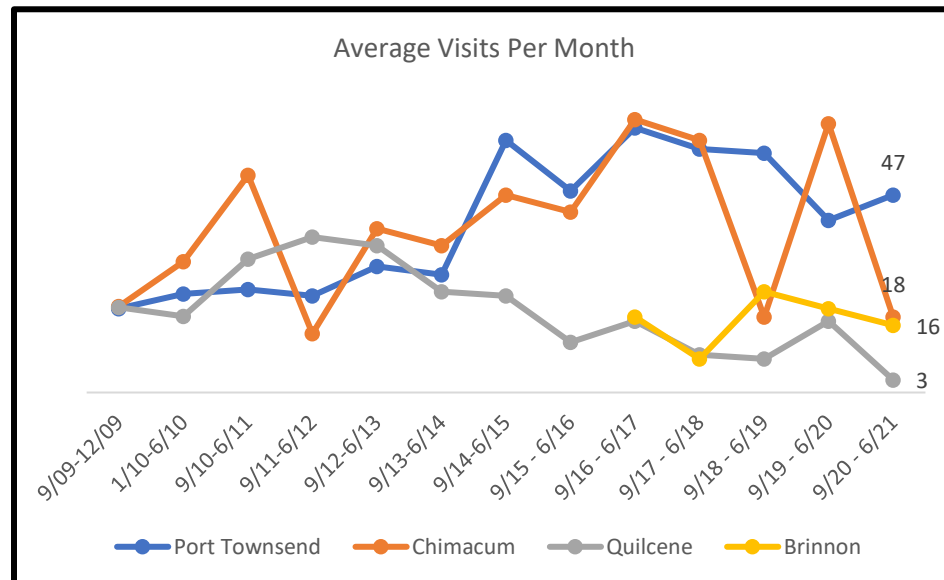


Top 3 Mental Health Diagnoses in Clients		
2018	2019	2020
1. Anxiety	1. Anxiety	1. Anxiety
2. Depression	2. Depression	2. Depression
3. PTSD	3. PTSD	3. Psychosis

2020 Annual Report: School-Based Health Clinic

Program Description: Mental health professionals provide therapeutic services to students in the Port Townsend, Chimacum, Quilcene, and Brinnon School Districts. Consultations with school staff and other agencies are also provided for the students engaged in the program. Easy access to experienced professionals with no financial burden to the family has proven its worth in high levels of participation at all four school sites.

School Year	Unduplicated SBHC Clients					Total Visits					Average Visits Per Client					Range in Visits			
	PT	Chim	Quil	Brin	Total	PT	Chim	Quil	Brin	Total	PT	Chim	Quil	Brin	Total	PT	Chim	Quil	Brin
2010 – 11	54	86	19	-	159	245	517	318	-	1080	4	6	16	-	7	1 - 17	1 - 33	1 - 46	-
2011 – 12	66	44	27	-	137	229	141	372	-	742	3	3	14	-	5	1 - 20	1 - 23	1 - 42	-
2012 – 13	57	62	24	-	143	303	386	347	-	1036	5	6	14	-	7	1 - 21	1 - 26	1 - 48	-
2013 – 14	50	58	24	-	132	282	350	244	-	876	6	6	10	-	7	1 - 23	1 - 36	1 - 27	-
2014 - 15	77	74	29	-	180	599	471	225	-	1295	8	6	8	-	7	1 - 31	1 - 35	1 - 21	-
2015 - 16	75	45	25	-	145	479	431	118	-	1028	6	10	5	-	7	1 - 31	1 - 52	1 - 25	-
2016 - 17	103	54	21	14	192	628	646	172	177	1623	6	12	8	13	8	1 - 14	1 - 15	1 - 8	1 - 9
2017 - 18	106	110	17	10	243	584	598	94	79	1355	6	5	6	8	6	1 - 14	1 - 10	1 - 8	1 - 9
2018 - 19	110	50	17	10	187	569	178	79	240	1066	6	4	5	24	6	1 - 28	1 - 58	3 - 31	2 - 48
2019 - 20	78	139	21	18	256	411	638	171	201	1421	5	5	8	11	6	1 - 20	1 - 50	1 - 24	1 - 40
2020 - 21	53	54	20	29	156	466	182	112	161	921	9	3	6	6	6	1 - 29	1 - 16	1 - 17	1 - 21



2020 Annual Report: School-Based Health Clinic

Port Townsend – Top 5 Reasons for Visit

2016 – 17	2017 – 18	2018 – 19	2019 - 20	2020 – 21
1. Family	1. Future	1. Family	1. Family	1. Family
2. Relationships	2. Relationships	2. Depression	2. Self-Esteem	2. Stress
2. Stress	3. Stress	3. Stress	3. Relationships	3. Relationships
4. Anxiety	4. Family	4. Anxiety	4. Stress	4. Self-Esteem
5. Depression	5. Court Diversion	5. Relationships	5. Anxiety	5. Anxiety

Quilcene – Top 5 Reasons for Visit

2016 – 17	2017 – 18	2018 – 19	2019 - 20	2020 – 21
1. Stress	1. Stress	1. Stress	1. Family	1. MH Wellness
2. Family	2. Family	2. Relationships	2. Anxiety	2. Family
3. School	3. School	3. Anxiety	3. Relationships	3. Relationships
4. Anxiety	4. Relationships	4. Future	4. Stress	4. Future
5. Relationships	5. Anxiety	5. Family	5. Future	5. Anxiety

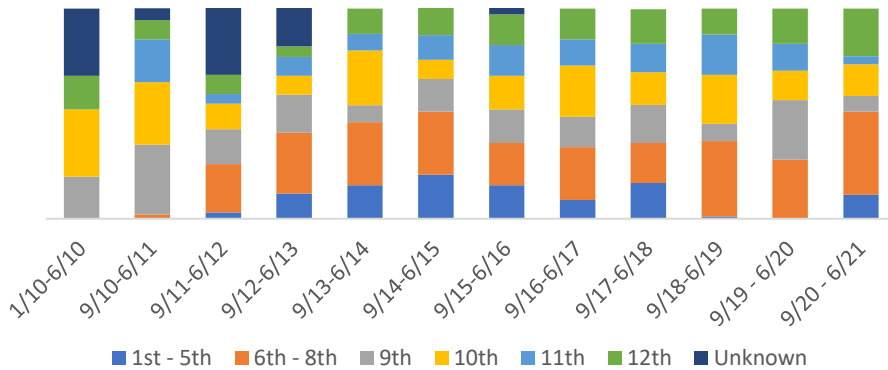
Chimacum – Top 5 Reasons for Visit

2016 – 17	2017 – 18	2018 – 19	2019 - 20	2020 – 21
1. Family	1. Family	1. Family	1. Family	1. MH Wellness
2. Anxiety	2. Depression	2. Future	2. Relationships	2. Future
3. Relationships	3. Anxiety	3. Anxiety	3. Future	3. Family
4. Stress	4. Anger	4. Stress	4. School	4. Relationships
5. Depression	5. Stress	5. Self-Esteem	5. Anxiety	5. School

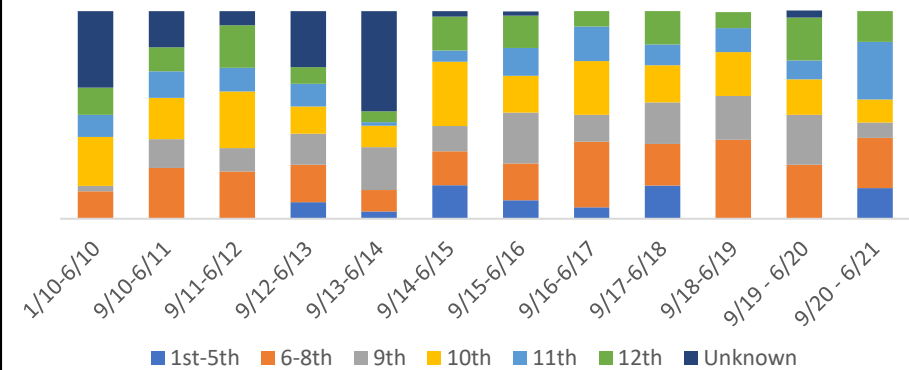
Brinnon – Top 5 Reasons for Visit

2016 – 17	2017 – 18	2018 – 19	2019 - 20	2020 – 21
1. Stress	1. Stress	1. Family	1. Family	1. Relationships
2. School	2. Family	2. Relationships	2. Relationships	2. Family
3. Family	3. School	3. School	3. Anxiety	3. Self-Esteem
4. Relationships	4. Self-Esteem	4. Anger	4. Future	4. Stress
5. Future	5. Anxiety	5. Future	5. School	5. Anxiety

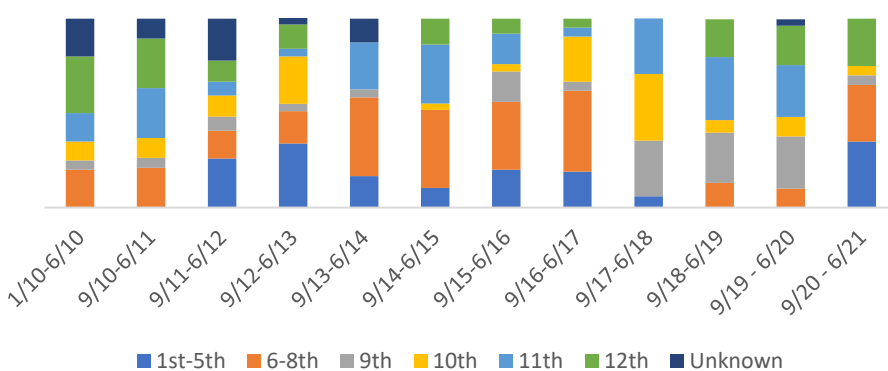
Grade of Clients - Port Townsend



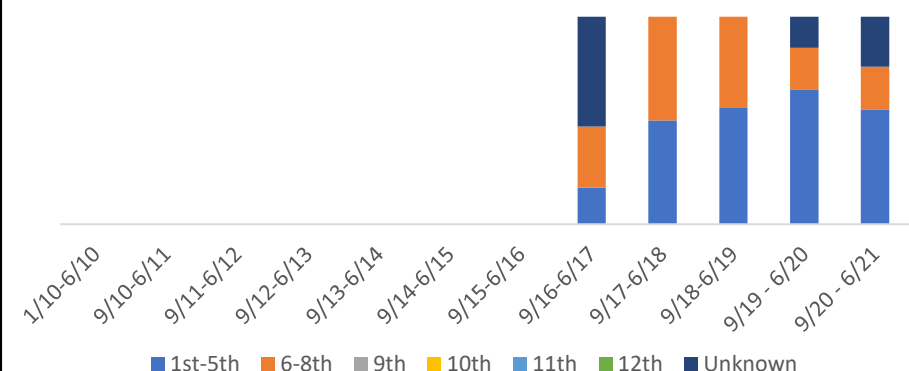
Grade of Clients - Chimacum



Grade of Clients - Quilcene

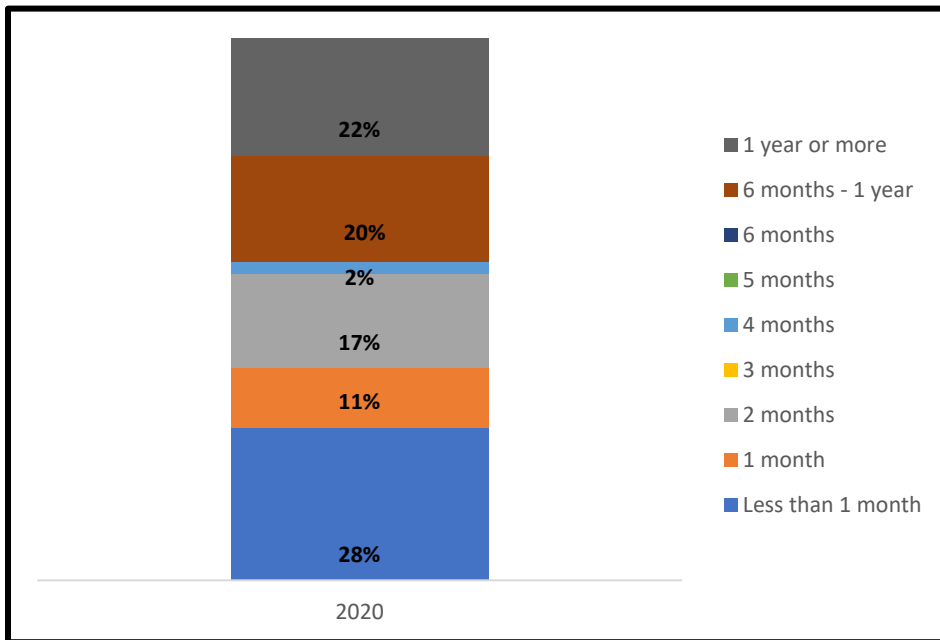
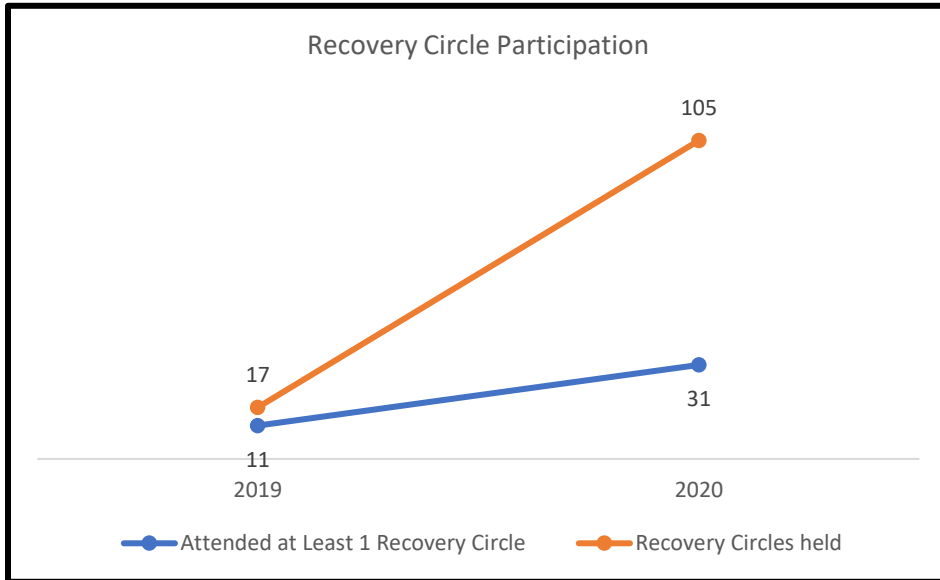


Grade of Clients - Brinnon



2020 Annual Report: Recovery Café

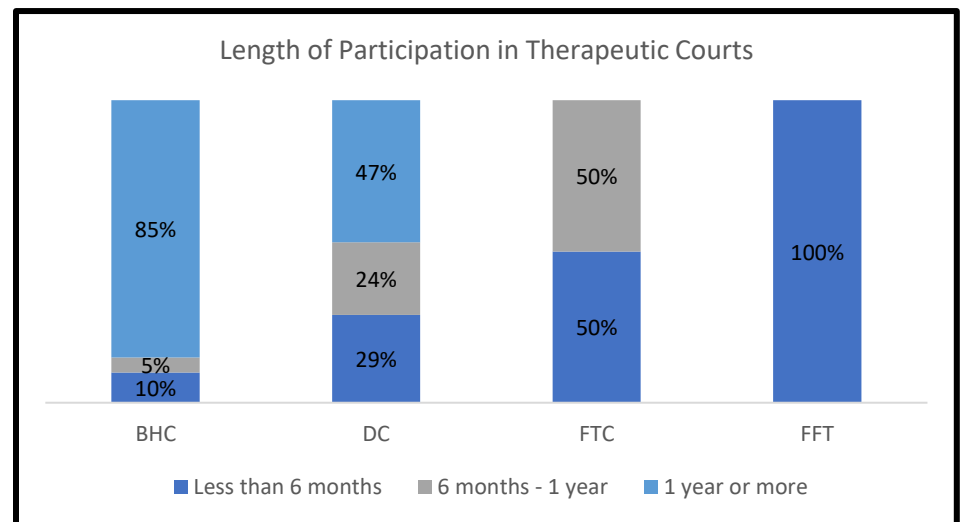
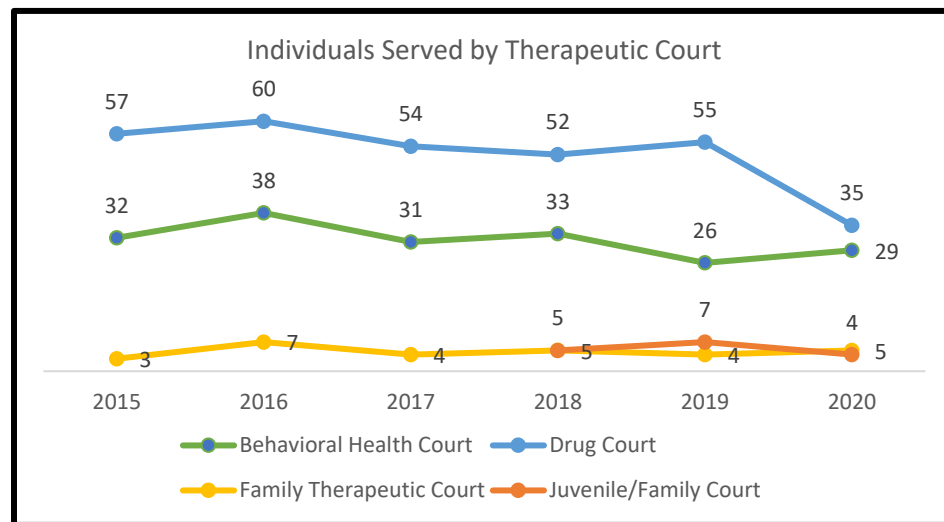
Program Description: A drug- and alcohol-free place where café members can recover from mental illness, homelessness, domestic violence, addiction, and trauma.



2020 Annual Report: Therapeutic Courts: Behavioral Health Court, Drug Court, Family Therapeutic Court, and Juvenile/Family Court

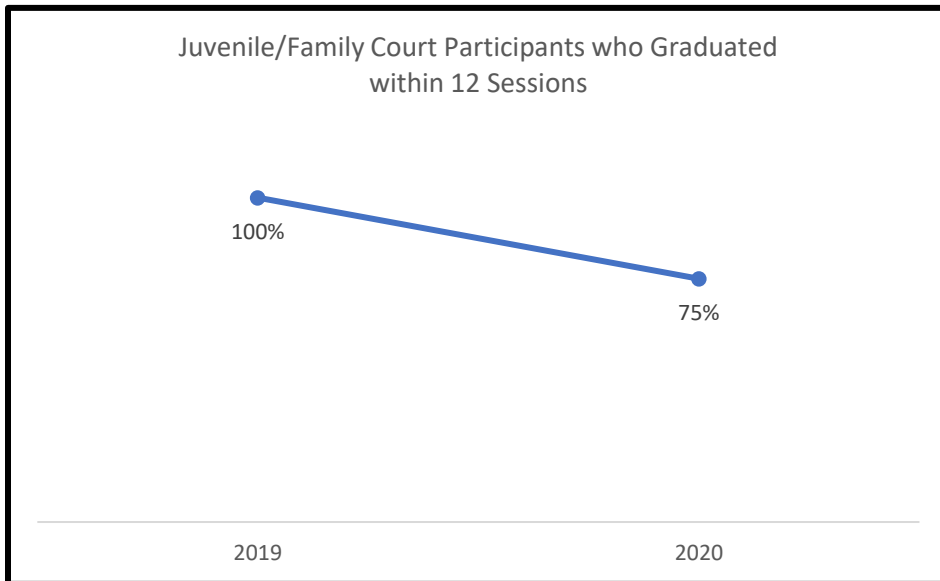
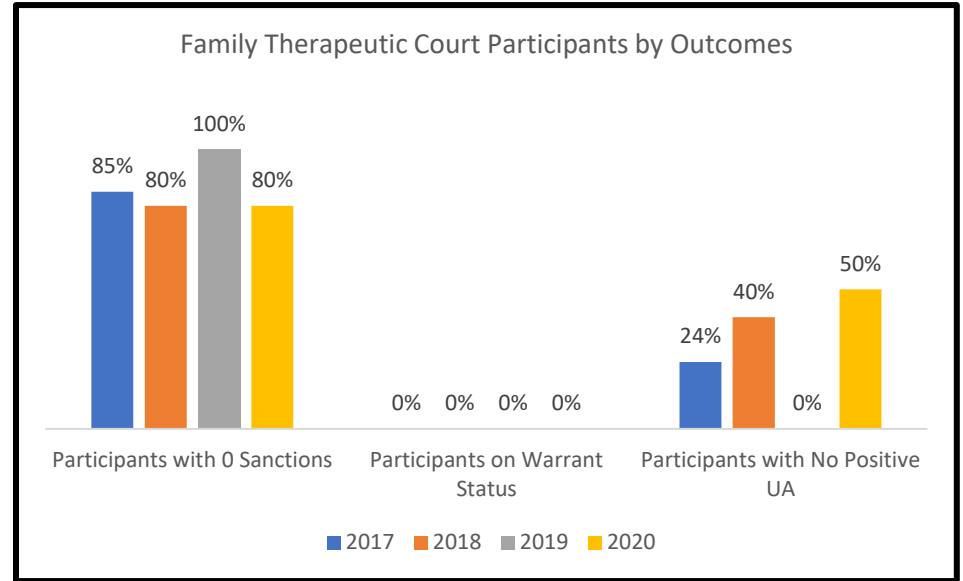
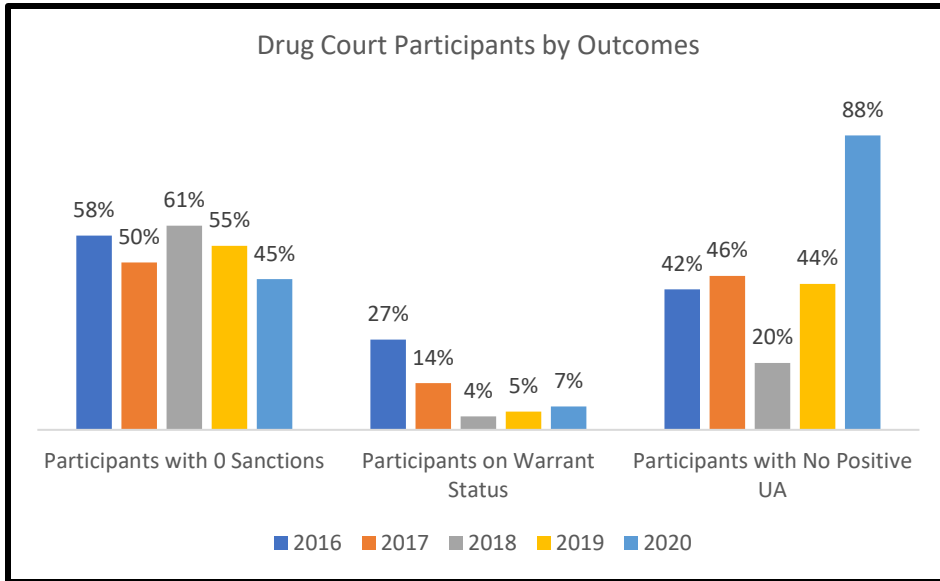
Program Description: The therapeutic courts serve the population who are involved with the criminal justice system and would likely be incarcerated. The therapeutic courts provide an opportunity for participants to work on their underlying issues, therefore reducing the jail population and is an essential element of restorative justice.

	Behavioral Health Court						Drug Court						Family Therapeutic Court						Juvenile/Family Court		
	2015	2016	2017	2018	2019	2020	2015	2016	2017	2018	2019	2020	2015	2016	2017	2018	2019	2020	2018	2019	2020
Individuals served	32	38	31	33	26	29	57	60	54	52	55	35	3	7	4	5	4	5	5	7	4
Graduates	2	5	6	10	1	6	12	16	12	6	14	15	1	2	0	1	2	5	-	6	3
Children reunited	-	-	-	-	-	-	-	-	-	-	-	-	2	3	0	0	0	2	-	-	-
Discharges	5	2	12	5	4	6	11	13	24	5	17	3	0	1	0	1	0	0	-	-	-



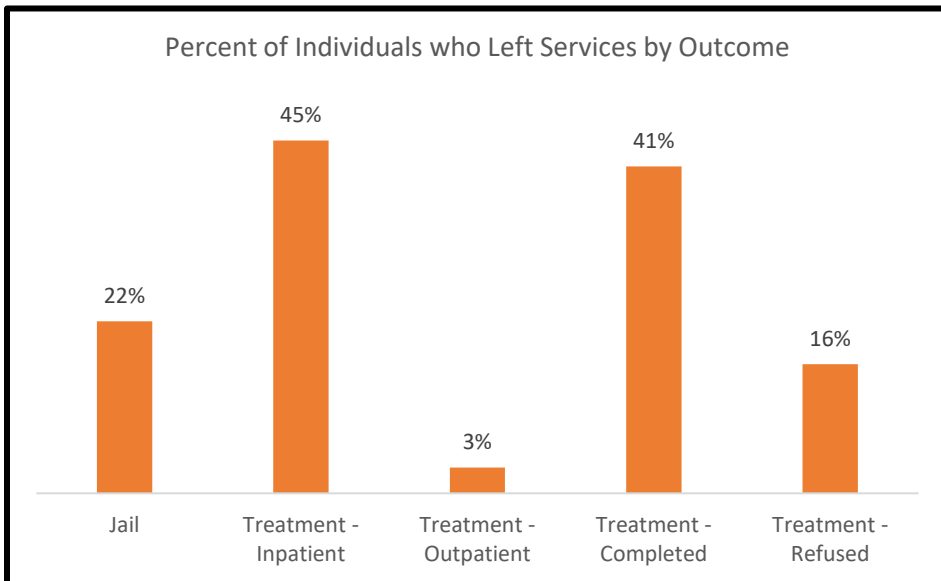
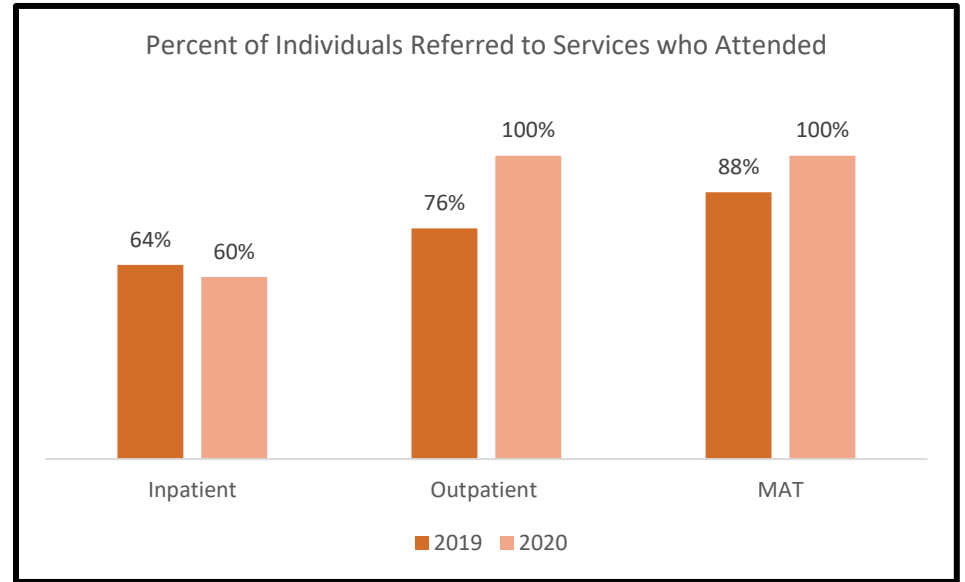
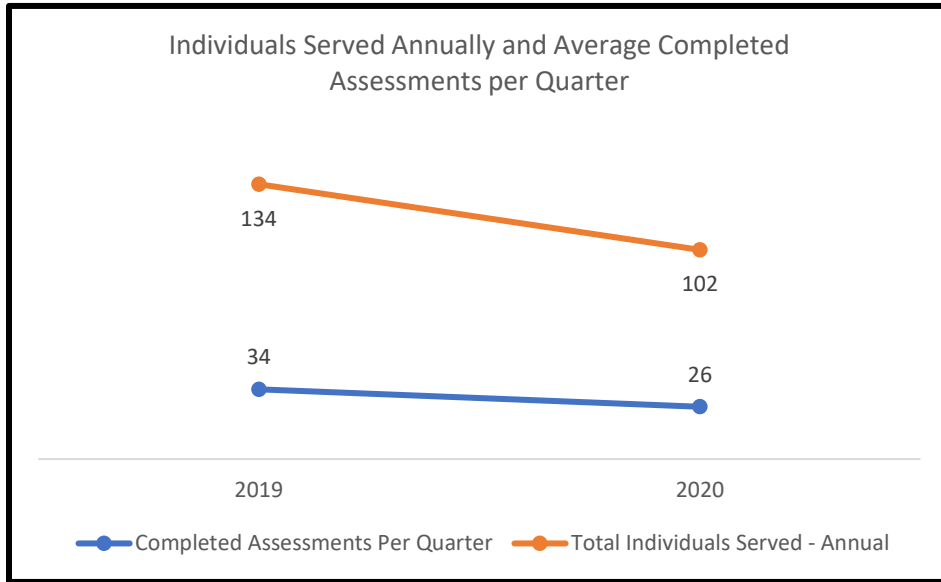
Top 5 Mental Health Diagnoses - Behavioral Health Court					
2015	2016	2017	2018	2019	2020
1. Bipolar Disorder	1. Depression	1. Schizoaffective / Schizophrenia	1. PTSD	1. Depression	1. Anxiety Disorder
2. PTSD	2. Bipolar Disorder	2. Bipolar Disorder	2. Schizoaffective / Schizophrenia	2. Bipolar Disorder	1. Depression
3. Depression	2. PTSD	2. PTSD	3. Bipolar Disorder	3. Anxiety Disorder	1. PTSD
4. Substance Use Disorder	4. Schizoaffective / Schizophrenia	4. Depression	3. Depression	4. PTSD	4. Bipolar Disorder
5. Schizoaffective / Schizophrenia	5. Delusional Disorder	5. Anxiety Disorder	5. Delusional Disorder	5. Substance Use Disorder	5. Schizoaffective / Schizophrenia

2020 Annual Report: Therapeutic Courts: Behavioral Health Court, Drug Court, Family Therapeutic Court, and Juvenile/Family Court



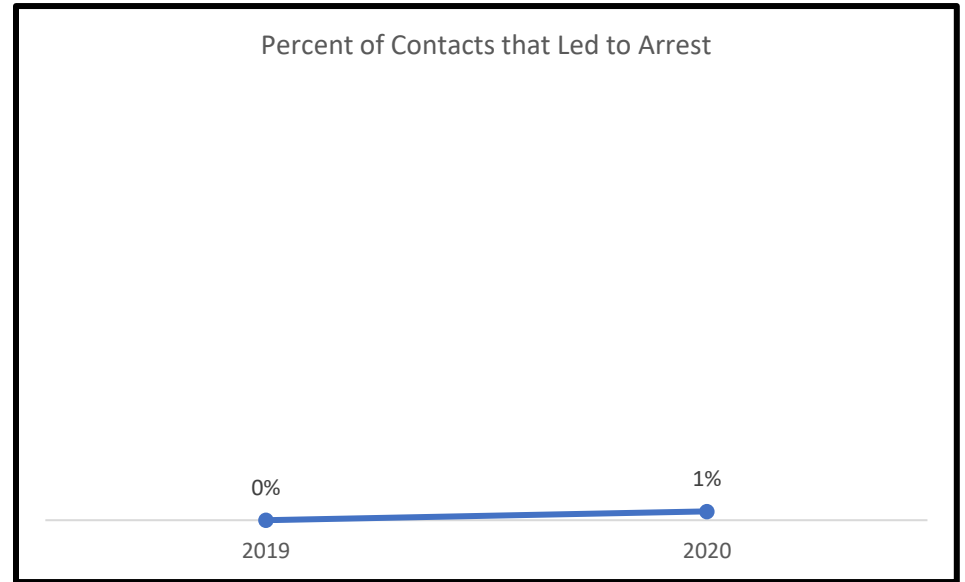
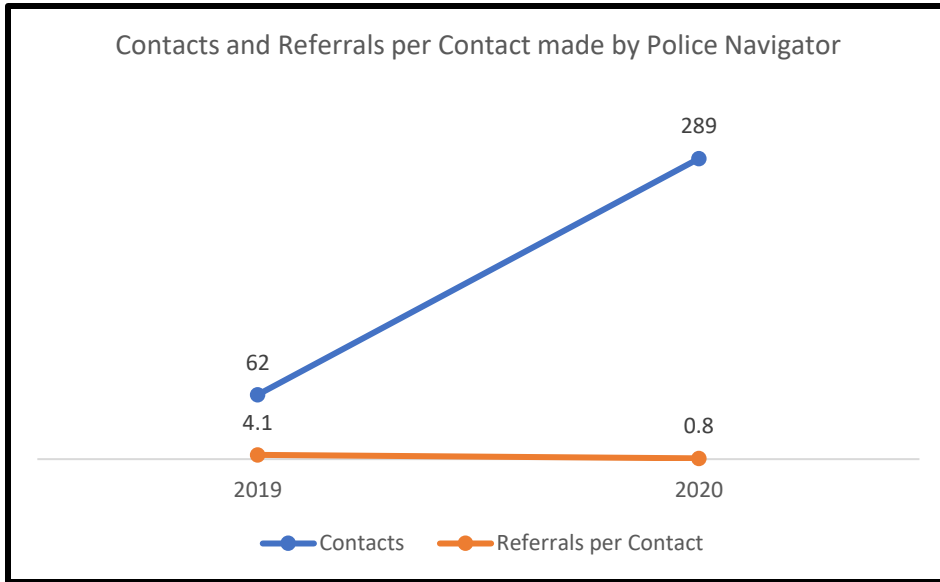
2020 Annual Report: Believe in Recovery

Program Description: A chemical dependency professional (CDP) assesses subjects booked into jail for substance use disorder and/or withdrawal, provide services/referrals for inmates with substance abuse dependencies to Discovery Behavioral Health, Jefferson County Public Health, and the jail medical provider, coordinates care with Safe Harbor and the therapeutic courts, and assists with inmate placement into treatment programs. CDP actively recruits inmates with substance abuse issues to participate in a weekly case.

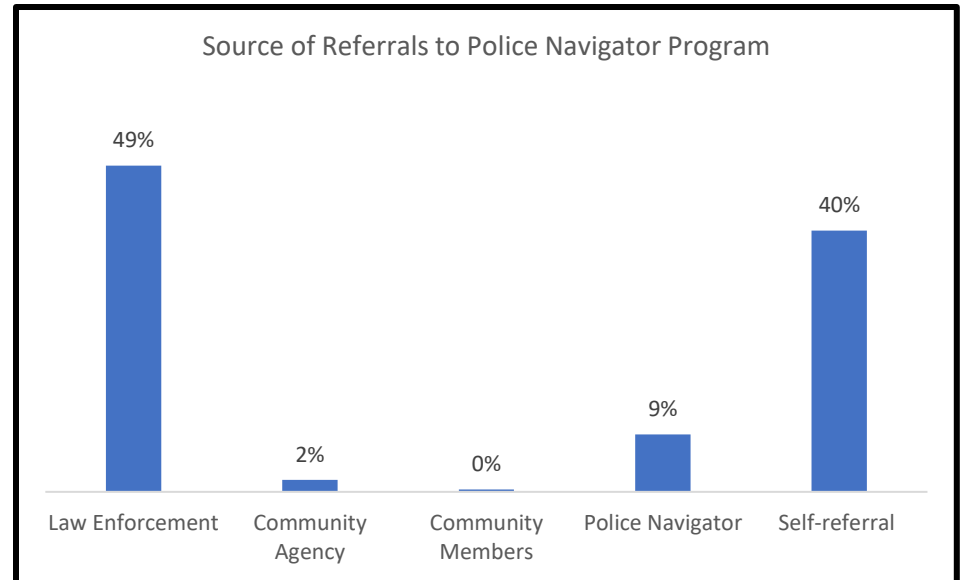


2020 Annual Report: Police Navigator Program

Program Description: Engage with individuals who encounter Port Townsend police officers and appear to need mental health and/or substance abuse intervention through case management by a navigator with the goal to reduce recidivism in jails and emergency rooms.

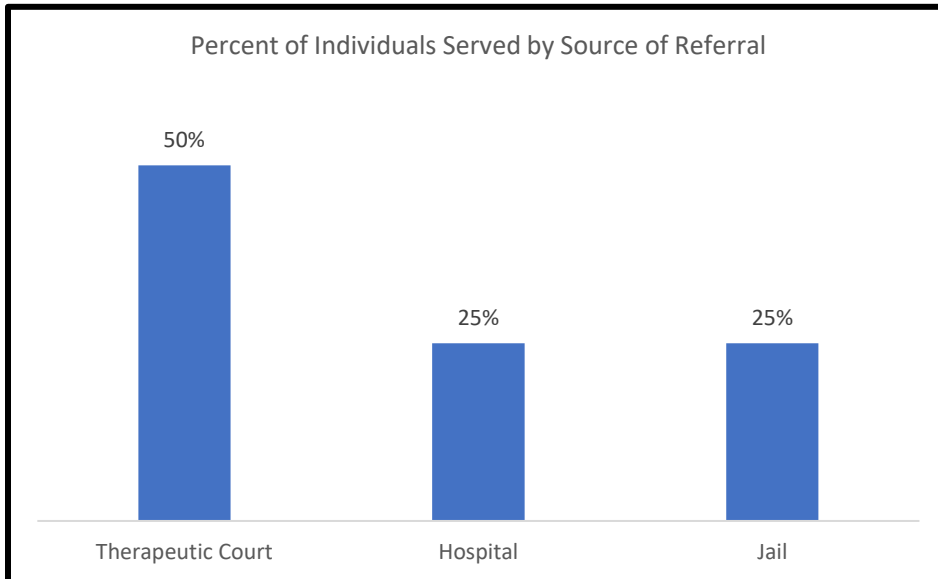
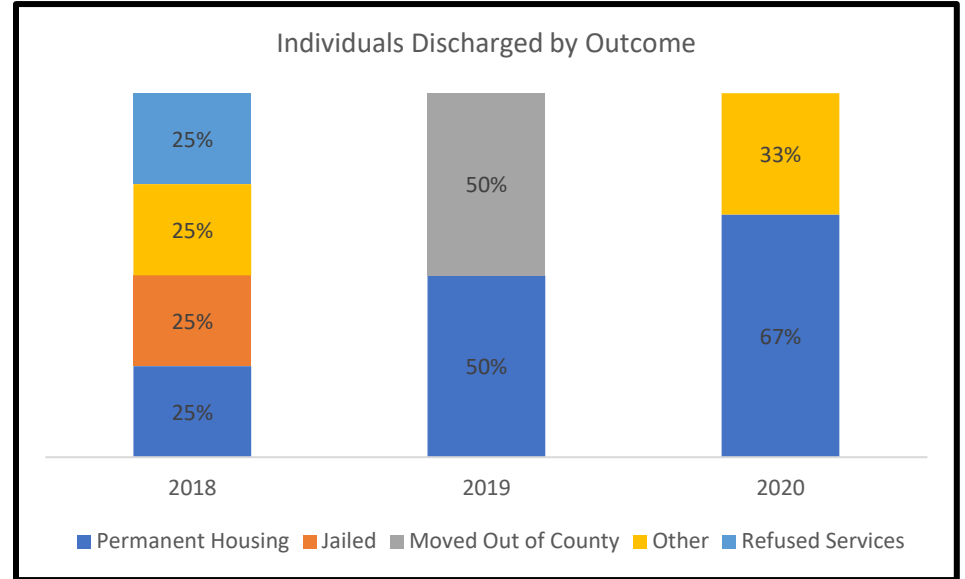
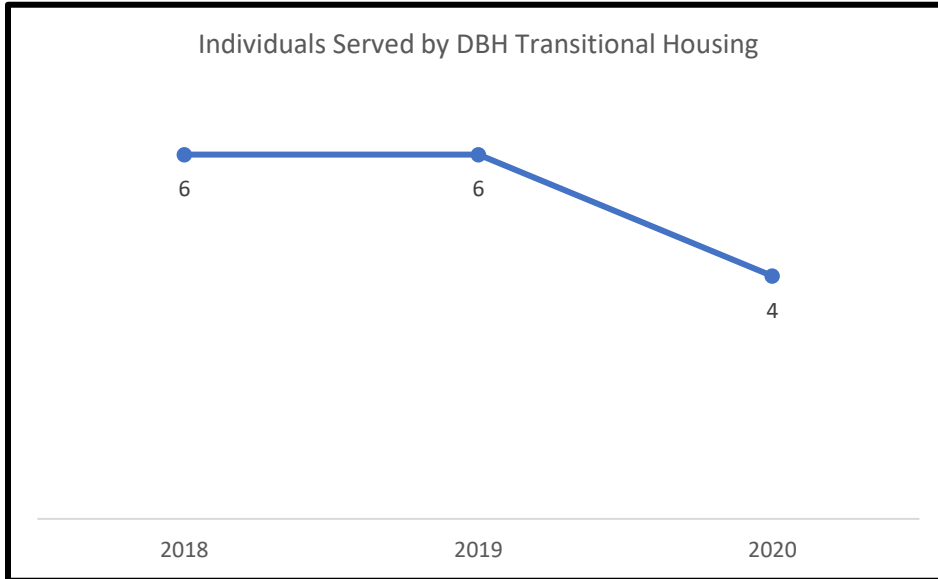


Top 4 Self-Reported Mental Health Symptoms	
2019	2020
1. Delusions	1. Depression
2. Psychosis	1. Psychosis
3. PTSD/Trauma	3. Anger
4. Depression	3. Anxiety



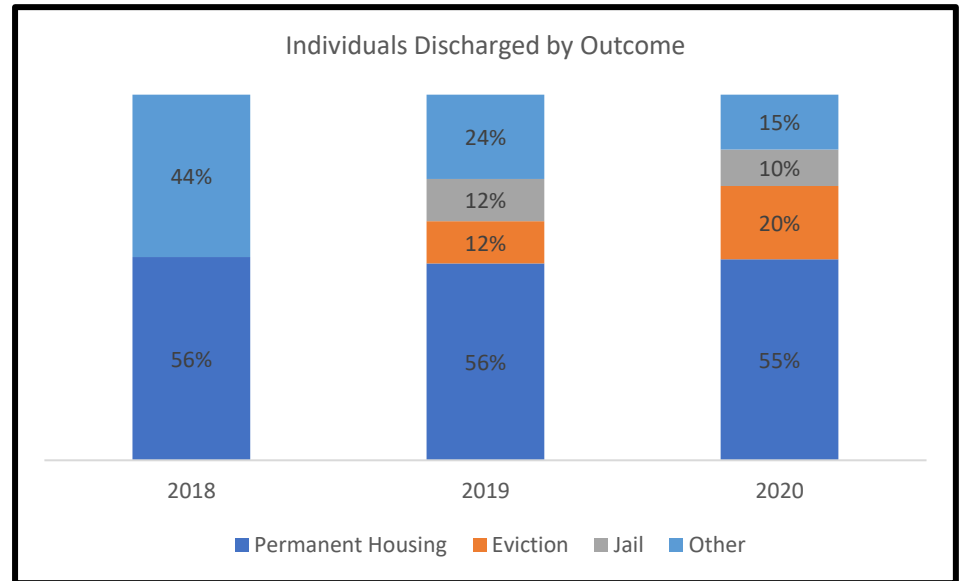
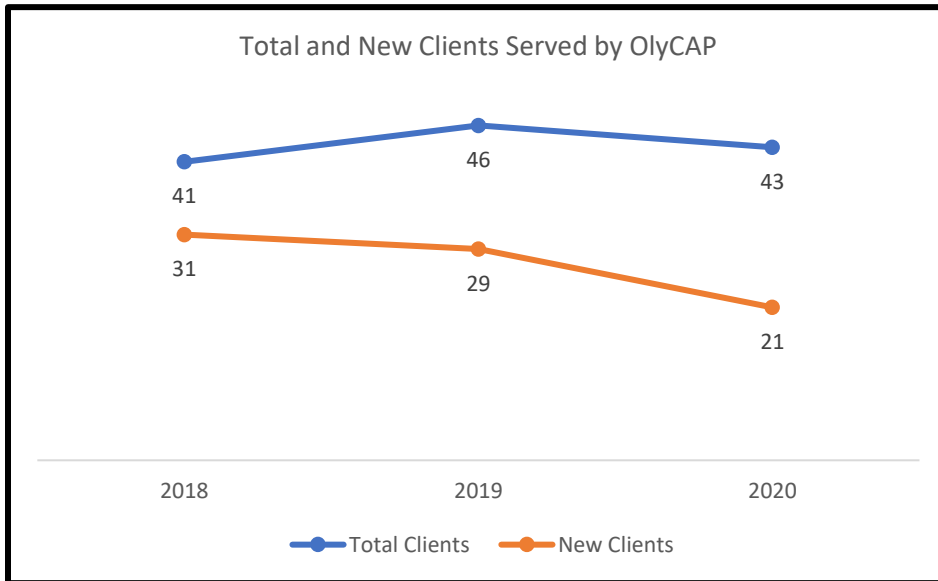
2020 Annual Report: Discovery Behavioral Health Transitional Housing

Program Description: Discovery Behavioral Healthcare provides transitional housing services for up to 10 Jefferson County citizens who are at immediate risk of or a continuing risk of psychiatric hospitalization, or who have been recently discharged from the hospital without a home. The following is provided: market rate rent for one apartment at Thomas Street Apartments, rent of one room at Bayside Hotel for an individual with severe mental illness who is currently homeless and overnight housing for up to 3 nights a month at Harborside Inn, for citizens needing immediate short-term housing.



2020 Annual Report: OlyCAP Housing

Program Description: Olympic Community Action Program (OlyCAP) provides transitional housing at the Haines Street Cabins for individuals with substance use disorder or mental illness who are participating in therapeutic courts or who are discharged from jail or a hospital without a home. The 1/10th of 1% fund pays for the utilities at the cabins.



Top 4 Self-Reported Mental Health Symptoms	
2019	2020
1. Substance Use Disorder	1. Substance Use Disorder
2. PTSD/Trauma	2. PTSD/Trauma
3. Anxiety	3. Depression
3. Depression	4. Anxiety

